



PITMASTER 30 LED



TECHNICAL DETAILS

DIMENSIONS	11.96" x 7.52" x 4.94"
RAW LUMENS	15,840 lm
WATTAGE	150W
WEIGHT	12.34 lbs
AMP DRAW	1.4A @110V
VIBRATION RATING	60 Grms

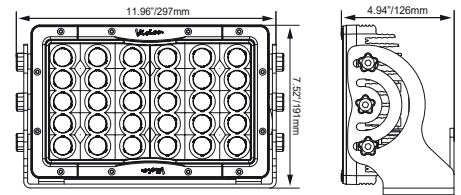
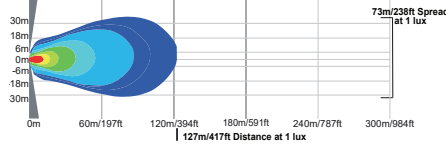
ITEM

PART#

BEAM

CXA-PMX3040PSE	9906461	40°
CXA-PMX3060PSE	9903781	60°
CXA-PMX3090PSE	9906454	90°

MIL-PMX3060 / 9112909 60° BEAM PATTERN



5 WATT L.E.D.S	EX EXTENDED WARRANTY	110V-277V AC INPUT	DC DIE-CAST HOUSING	IP-68 WATERPROOF	IP69K SPRAY TESTED	CISPR 25 RATED	-40° ~ +80°C OPERATION TEMP	50,000 HR LIFESPAN
-----------------------	-----------------------------	---------------------------	----------------------------	-------------------------	---------------------------	-----------------------	------------------------------------	---------------------------

PITMASTER 60 LED



TECHNICAL DETAILS

DIMENSIONS	15.07" x 11.54" x 6.87"
RAW LUMENS	31,680 lm
WATTAGE	300W
WEIGHT	26.46 lbs
AMP DRAW	2.7A @110V
VIBRATION RATING	60 Grms

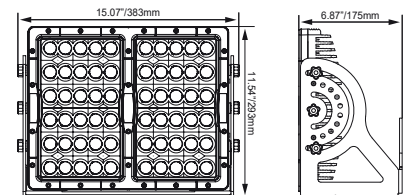
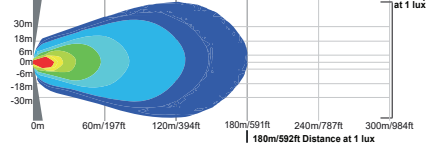
ITEM

PART#

BEAM

CXA-PMX6040PSE	9903811	40°
CXA-PMX6060PSE	9903828	60°
CXA-PMX6090PSE	9906447	90°

MIL-PMX6060 / 9113357 60° BEAM PATTERN



5 WATT L.E.D.S	EX EXTENDED WARRANTY	110V-277V AC INPUT	DC DIE-CAST HOUSING	IP-68 WATERPROOF	IP69K SPRAY TESTED	CISPR 25 RATED	-40° ~ +80°C OPERATION TEMP	50,000 HR LIFESPAN
-----------------------	-----------------------------	---------------------------	----------------------------	-------------------------	---------------------------	-----------------------	------------------------------------	---------------------------